

DATASHEET

LOW-VOLTAGE POWER SUPPLIES – NTN SERIES



TABLETOP MODELS UP TO 4200W
RACK-MOUNTED MODELS UP TO 4200W – ON REQUEST



PRODUCT PROPERTIES AND DATA

FUNCTION:

The NTN series (**N**iederspannungs-**T**ransistor-**N**etzgeraete) power supplies are highly stable power supplies with low ripple.

NTN series power supplies are characterized by a double stabilization. A thyristor (SCR) pre-regulation is followed by a transistor regulation.

CHARACTERISTICS:

- Robust design
- Permanently short-circuit and flash-over proof
- Can be operated indefinitely with rated current in case of a short-circuit
- Units with 700W rated power and more: Inrush current limiter
- Sense line connections to compensate voltage drop in the load lines. The stated value of the maximum output voltage always refers to the output terminals
- Voltage and current control with automatic transition and LED indicators
- 4½-digit digital display for current and voltage in all power classes
- Voltage and current are set using a ten-turn potentiometer with a lockable precision dial.
- Set-point display via a button
- Set-point adjustment possible with disabled output
- Push-button switch for output voltage (OUTPUT)
- Can be switched parallel or in series
- Any load type, in principle, any passive two-terminal network is possible

We will be pleased to advise you – contact us at: sales@fug-elektronik.de or +49 8039 400 77 0.

POSSIBLE OPTIONS:

- Coarse/fine-potentiometers (99% / 1%) for more accurate adjustment of voltage and / or current
- Analog Programming/Interface
- Analog Programming/Interface, floating
- Computer interfaces -IEEE 488, RS 232, RS 422, Profibus DP, USB, LAN (more on request)
- Signal for output voltage < 50V
- Higher stability

More options and special solutions on request. Some options may involve changes to the description of the unit - especially concerning the mechanical design.

HIGH-VOLTAGE POWER SUPPLY OPERATING MODES:

The power supplies can be operated in the LOCAL, ANALOG (optional) and DIGITAL (optional) operating modes.

TECHNICAL SPECIFICATIONS

All data given here apply for voltage and current control during internal operation (LOCAL) and refer to the maximum output values.

DIMENSIONS:

Depending on the output power, either a 1/2 19" or 19" desktop housing. The maximum rated power for 19" desktop devices is 4200W. The height and depth of the low-voltage power supply depends on its power rating and output voltage. Detailed information can be found in the type table at the end of this document. A special version as 19" rack-mounted or with optional rack adapter is available.

ELECTRICAL SPECIFICATION:

Mains connection:	Up to 1400W rated power 230V $\pm 10\%$ 47 - 53Hz From 2800W rated power 400V $\pm 10\%$ 2-phase 47 - 53Hz The N and PE (protective earth) connections are always required!
Protection class:	I
Overvoltage category:	II
Output:	Output values, voltage / current, see type table at the end of this document
Short-circuit protection:	The power supply is short-circuit and flash-over proof. The maximum current can be drawn at any output voltage, even in the event of a short-circuit.
Efficiency:	approx. 90%
Output polarity:	Isolated, each output terminal can be earthed. Exception: If a non-isolated Analog Programming/Interface is installed, the A+ output pole is earthed.
Output isolation:	Each output pole can be put on a potential max. $\pm 500V$ against PE. Exception: If a non-isolated Analog Programming/Interface is installed, the A+ output pole is earthed.
Voltage setting range:	Using the VOLTAGE potentiometer, approx. 0.1% to 100% of the rated value
Current setting range:	Using the CURRENT potentiometer, approx. 0.1% to 100% of the rated value
Setting resolution:	$< \pm 1 \times 10^{-3}$ of rated value with potentiometer on front panel $< \pm 1 \times 10^{-5}$ of rated value with fine potentiometer $< \pm 1 \times 10^{-4}$ of rated value with option interface
Displays:	DVM for voltage and current, range ± 20000 LEDs for status messages
Reproducibility:	$\pm 1 \times 10^{-3}$ of rated value with potentiometer on front panel $\pm 1 \times 10^{-4}$ of rated value with option interface
Residual ripple:	$< 1 \times 10^{-4}$ of rated value +30mVpp (measuring bandwidth 30Hz - 10MHz) $< 3 \times 10^{-5}$ of rated value +10mV RMS
Control time:	
Voltage control:	$< 5ms$, typical 2ms with load changes from 10% to 100% or 100% to 10%,
Current control:	$< 500ms$ with load changes $< 10\%$, depending on type Devices with a rated voltage from 65V briefly shut down in the event of greater load changes, the residual energy is released in an unregulated manner.
Setting time at rated load:	100ms to 500ms, depending on type, for changes in the output voltage from 10% to 90% or 90% from to 10%
Discharge time constant:	With output free of load, the discharge time constant can be between 2s and 60s, depending on type!
Inrush current limiting:	Standard for 700W and above
Sense line connections:	compensate for voltage drop in the load lines (this applies for devices up to 350V output voltage) Voltage drop up to 5% (but at least 1V) of the nominal voltage will be compensated.
Control deviation:	with $\pm 10\%$ network change: $< \pm 1 \times 10^{-5}$ of rated value, for 0 to 100% load change: $< \pm 2 \times 10^{-4}$ of rated value, over 8 hours: $< \pm 1 \times 10^{-4}$ of rated value, with temperature changes: $< \pm 1 \times 10^{-4}/K$ of rated value

DATASHEET

LOW-VOLTAGE POWER SUPPLIES – NTN SERIES



AMBIENT CONDITIONS:

Operation:	
Operation location:	Only for use in dry indoor areas
Temperature:	0°C bis +40°C
Humidity:	Max. relative humidity 80% up to 31°C, decreasing linearly down to 50% relative humidity at 40°C
Altitude:	Up to 2000m above sea level
Pollution degree:	1
Protection type:	IP20
Cooling:	The heat generated in the power supply unit is dissipated by convection or, in the case of high-power units, by forced ventilation.
Transport / Storage:	
Temperature:	-20°C bis +50°C
Humidity:	No precipitation and max. relative humidity of 80%
Storage rooms:	Dust-free and dry

DC POWER SUPPLY COMPONENTS

FRONT VIEW WITH CONTROLS:

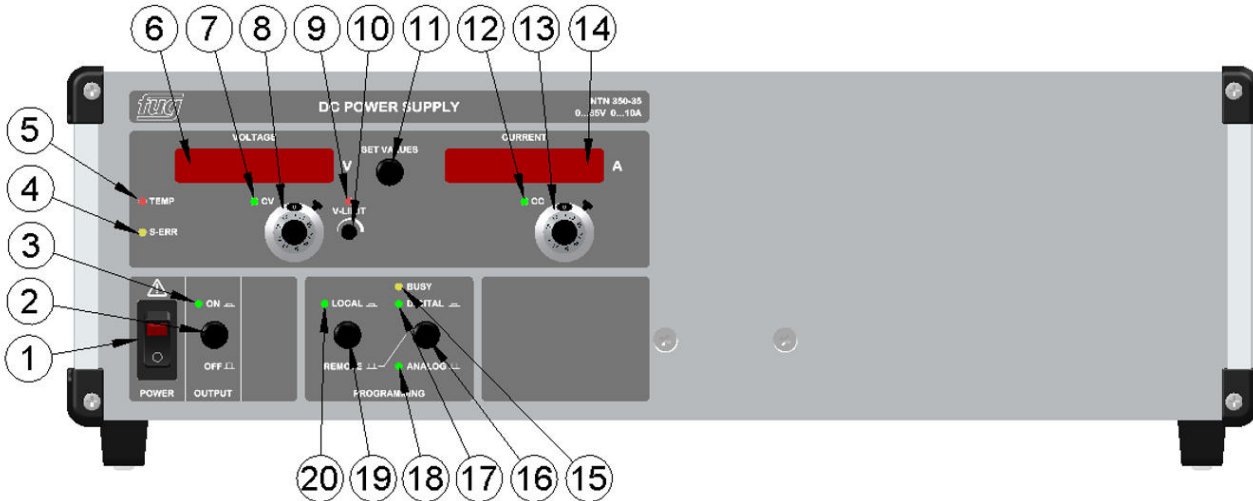


Figure: NTN 350 - 35. Different dimensions apply for DC power supplies with higher power

1	AC power switch with indicator light Insulates the power supply from mains, two-pole disconnection	2	DC output ON (OUTPUT) No insulation from mains!
3	DC output ON LED Lights up green when the controller and therefore the power stage is operating (OUTPUT ON)	4	S-ERR LED for errors at the sensor connections or sense lines
5	Over-temperature LED, internal device temperature too high, fan failure or contaminated fan. (Use is type-dependent)	6	Voltage display flashing: Set point not flashing: Actual value
7	LED for constant voltage control mode (Constant Voltage CV)	8	Ten-turn potentiometer with lockable precision dial for voltage adjustment
9	LED for active voltage set-point limitation	10	Set-point limit adjustment for voltage V-LIMIT (can only be operated with a tool)
11	SET VALUES Switch displays between Set-point mode and Actual output mode, displays flashes when in set point mode.	12	LED for constant current control mode (Constant Current CC)
13	Ten-turn potentiometer with lockable precision dial for current adjustment	14	Current display flashing: Set point not flashing: Actual value
15	(Optional) LED BUSY displays data traffic on the digital interface	16	(Optional) Switching the operation mode between REMOTE/ANALOG and REMOTE/DIGITAL
17	(Optional) LED indicating digital programming active	18	(Optional) LED indicating Analog Programming/Interface active
19	(Optional) Switching the operation mode between LOCAL and REMOTE	20	(Optional) LED indicating local control mode active

DATASHEET

LOW-VOLTAGE POWER SUPPLIES – NTN SERIES



REAR VIEW WITH SINGLE-PHASE AC INPUT:

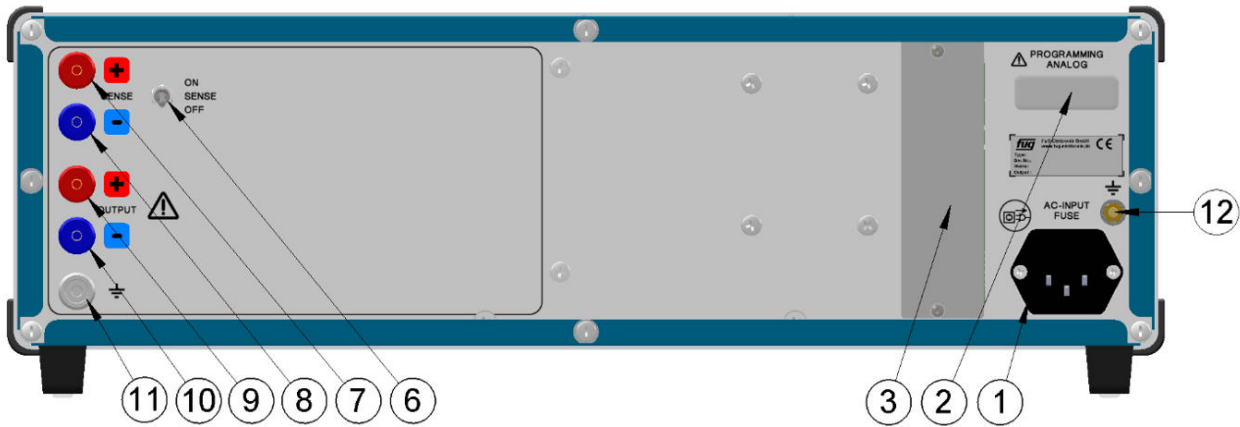


Figure: NTN 350 - 35. For DC power supplies with higher power or other voltages, other dimensions may apply. The arrangement of the elements may be different from that, shown here.

1	AC input with mains fuses Up to 700W: IEC connector (as shown) with integrated fuse, at 1400W, C20 mains cable in accordance with IEC60320-C20, equipped with automatic circuit breaker.
2	(Optional) 15-pin Sub-D connector for Analog Programming/Interface
3	(Optional) Slot for digital interface (e.g.: IEEE-488, RS232, USB, LAN, ...)
6	Switch for sense (SENSE ON / OFF)
7	Positive connection for sense line (SENSE +)
8	Negative connection for sense line (SENSE -)
9	Positive output A+
10	Negative output A-
11	Earthing socket: Can be connected to the ground of the load; this applies for devices with an output current $\leq 20A$
12	Earthing bolt: This connection can be connected to the mains ground

DATASHEET

LOW-VOLTAGE POWER SUPPLIES – NTN SERIES



REAR VIEW WITH TWO-PHASE AC INPUT:

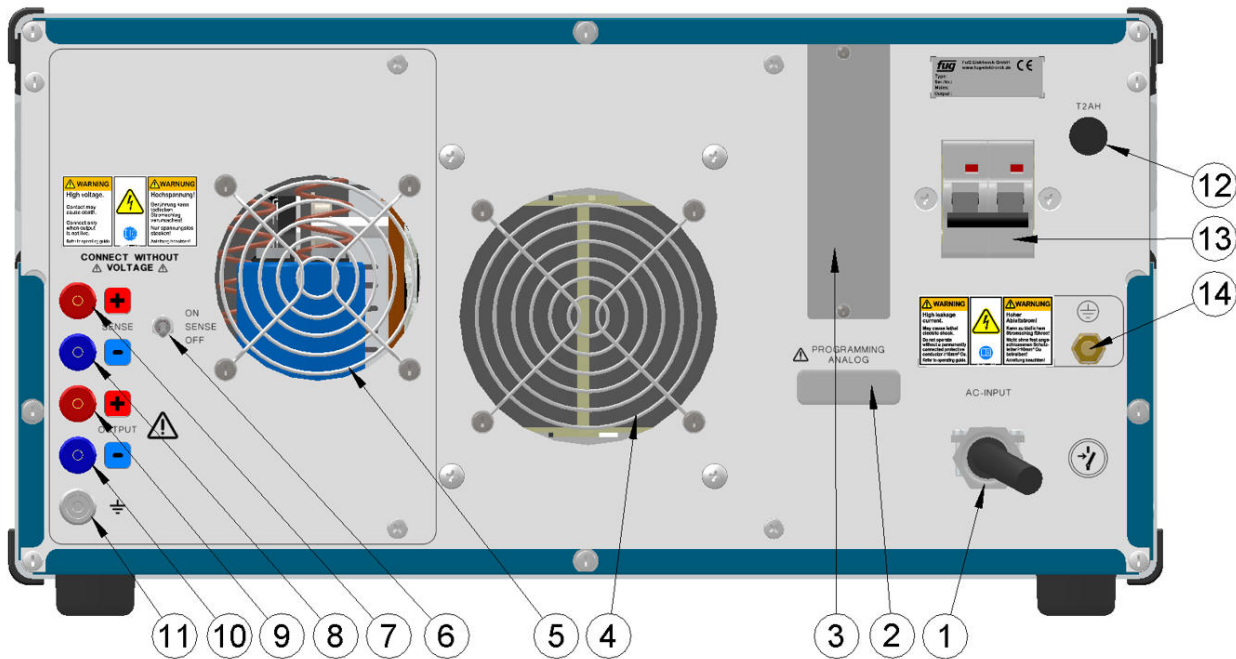


Figure: Sample NTN 2800 - 125. For DC power supplies with higher power or other voltages, other dimensions may apply. The arrangement of the elements may be different from that, shown here.

1	AC input with permanently installed cable for 2-phase mains connections.
2	(Optional) 15-pin Sub-D connector for Analog Programming/Interface
3	(Optional) Slot for digital interface (e.g.: IEEE-488, RS232, USB, LAN, ...)
4	Air outlet
5	Air outlet
6	Switch for sensor (SENSE ON / OFF)
7	Positive connection for sensor line (SENSE +)
8	Negative connection for sensor line (SENSE -)
9	Positive output A+
10	Negative output A-
11	Earthing socket: This connection can be connected to the ground of the load; this applies for devices with an output current $\leq 20A$
12	Fuse holder for internal control fuse
13	Automatic circuit breaker, fuse holder
14	Earthing bolt: The DC power supply must be professionally earthed using 10mm ² cable to the earthing bolt provided.

SCOPE OF DELIVERY

- Power supply
- Safety instruction brochure (paper) and operation manual (cloud based in digital form)
- Mains input cable (For single phase mains: with CEE-7/7, for 3 phase mains: open end for plug to be assembled)
- Mating connectors for control inputs and outputs (Excluded commercially available cables for digital interfaces)

DATASHEET

LOW-VOLTAGE POWER SUPPLIES – NTN SERIES



TYPE TABLE

Attention: This type table besides to the table-top units (T) contains also the high power NTN models, which are made with cabinet cases (C). For mechanical details see data sheet for cabinet models.

Type	Voltage	Current	Width	Height	Depth	Weight
NTN 35 - 6,5 T	0 - 6,5 V	0 - 5 A	½19" / 222 mm	3 HE / 133 mm	350 mm	5 kg
NTN 140 - 6,5 T	0 - 6,5 V	0 - 10 A	½19" / 222 mm	3 HE / 133 mm	350 mm	8 kg
NTN 350 - 6,5 T	0 - 6,5 V	0 - 30 A	19" / 443 mm	3 HE / 133 mm	450 mm	18 kg
NTN 700 - 6,5 T	0 - 6,5 V	0 - 60 A	19" / 443 mm	4 HE / 177 mm	450 mm	30 kg
NTN 1400 - 6,5 T	0 - 6,5 V	0 - 120 A	19" / 443 mm	7 HE / 310 mm	550 mm	70 kg
NTN 2800 - 6,5 2) T	0 - 6,5 V	0 - 250 A	19" / 443 mm	9 HE / 399 mm	650 mm	120 kg
NTN 4200 - 6,5 3) C	0 - 6,5 V	0 - 400 A	19" / 600 mm	29 HE / 1500 mm	600 mm	300 kg
NTN 7000 - 6,5 3) C	0 - 6,5 V	0 - 600 A	19" / 600 mm	38 HE / 2000 mm	800 mm	360 kg
NTN 10500 - 6,5 3) C	0 - 6,5 V	0 - 1000 A	19" / 600 mm	38 HE / 2000 mm	800 mm	500 kg
NTN 14000 - 6,5 3) C	0 - 6,5 V	0 - 1500 A	19" / 600 mm	38 HE / 2000 mm	800 mm	550 kg
NTN 21000 - 6,5 3) C	0 - 6,5 V	0 - 2000 A	19" / 600 mm	38 HE / 2000 mm	800 mm	650 kg
NTN 28000 - 6,5 3) C	0 - 6,5 V	0 - 2500 A	2 x 19" / 1200 mm	38 HE / 2000 mm	800 mm	1000 kg
NTN 35000 - 6,5 3) C	0 - 6,5 V	0 - 3000 A	2 x 19" / 1200 mm	38 HE / 2000 mm	800 mm	1300 kg
NTN 35 - 12,5 T	0 - 12,5 V	0 - 2,5 A	½19" / 222 mm	3 HE / 133 mm	350 mm	5 kg
NTN 140 - 12,5 T	0 - 12,5 V	0 - 8 A	½19" / 222 mm	3 HE / 133 mm	350 mm	8 kg
NTN 350 - 12,5 T	0 - 12,5 V	0 - 20 A	19" / 443 mm	3 HE / 133 mm	350 mm	17 kg
NTN 700 - 12,5 T	0 - 12,5 V	0 - 50 A	19" / 443 mm	4 HE / 177 mm	450 mm	29 kg
NTN 1400 - 12,5 T	0 - 12,5 V	0 - 80 A	19" / 443 mm	4 HE / 177 mm	550 mm	50 kg
NTN 2800 - 12,5 2) T	0 - 12,5 V	0 - 150 A	19" / 443 mm	7 HE / 310 mm	650 mm	110 kg
NTN 4200 - 12,5 2) T	0 - 12,5 V	0 - 250 A	19" / 443 mm	9 HE / 399 mm	650 mm	150 kg
NTN 7000 - 12,5 3) C	0 - 12,5 V	0 - 500 A	19" / 600 mm	38 HE / 2000 mm	800 mm	340 kg
NTN 10500 - 12,5 3) C	0 - 12,5 V	0 - 800 A	19" / 600 mm	38 HE / 2000 mm	800 mm	480 kg
NTN 14000 - 12,5 3) C	0 - 12,5 V	0 - 1000 A	19" / 600 mm	38 HE / 2000 mm	800 mm	520 kg
NTN 21000 - 12,5 3) C	0 - 12,5 V	0 - 1500 A	19" / 600 mm	38 HE / 2000 mm	800 mm	600 kg
NTN 28000 - 12,5 3) C	0 - 12,5 V	0 - 2000 A	19" / 600 mm	38 HE / 2000 mm	800 mm	900 kg
NTN 35000 - 12,5 3) C	0 - 12,5 V	0 - 2500 A	2 x 19" / 1200 mm	38 HE / 2000 mm	800 mm	1300 kg
NTN 50000 - 12,5 3) C	0 - 12,5 V	0 - 4000 A	2 x 19" / 1200 mm	38 HE / 2000 mm	800 mm	1500 kg
NTN 35 - 20 T	0 - 20 V	0 - 1,5 A	½19" / 222 mm	3 HE / 133 mm	350 mm	5 kg
NTN 140 - 20 T	0 - 20 V	0 - 6 A	½19" / 222 mm	3 HE / 133 mm	350 mm	8 kg
NTN 350 - 20 T	0 - 20 V	0 - 15 A	19" / 443 mm	3 HE / 133 mm	350 mm	17 kg
NTN 700 - 20 T	0 - 20 V	0 - 30 A	19" / 443 mm	4 HE / 177 mm	450 mm	26 kg
NTN 1400 - 20 T	0 - 20 V	0 - 60 A	19" / 443 mm	4 HE / 177 mm	550 mm	50 kg
NTN 2800 - 20 2) T	0 - 20 V	0 - 120 A	19" / 443 mm	7 HE / 310 mm	550 mm	80 kg
NTN 4200 - 20 2) T	0 - 20 V	0 - 200 A	19" / 443 mm	9 HE / 399 mm	550 mm	110 kg
NTN 7000 - 20 3) C	0 - 20 V	0 - 300 A	19" / 600 mm	29 HE / 1500 mm	600 mm	300 kg
NTN 10500 - 20 3) C	0 - 20 V	0 - 500 A	19" / 600 mm	38 HE / 2000 mm	800 mm	440 kg
NTN 14000 - 20 3) C	0 - 20 V	0 - 600 A	19" / 600 mm	38 HE / 2000 mm	800 mm	480 kg
NTN 21000 - 20 3) C	0 - 20 V	0 - 800 A	19" / 600 mm	38 HE / 2000 mm	800 mm	580 kg
NTN 28000 - 20 3) C	0 - 20 V	0 - 1200 A	19" / 600 mm	38 HE / 2000 mm	800 mm	800 kg
NTN 35000 - 20 3) C	0 - 20 V	0 - 1500 A	19" / 600 mm	38 HE / 2000 mm	800 mm	1200 kg
NTN 50000 - 20 3) C	0 - 20 V	0 - 2500 A	2 x 19" / 1200 mm	38 HE / 2000 mm	800 mm	1400 kg

DATASHEET

LOW-VOLTAGE POWER SUPPLIES – NTN SERIES



Type			Voltage	Current	Width	Height	Depth	Weight
NTN	35 - 35	T	0 - 35 V	0 - 1 A	½19" / 222 mm	3 HE / 133 mm	350 mm	5 kg
NTN	140 - 35	T	0 - 35 V	0 - 4 A	½19" / 222 mm	3 HE / 133 mm	350 mm	8 kg
NTN	350 - 35	T	0 - 35 V	0 - 10 A	19" / 443 mm	3 HE / 133 mm	350 mm	17 kg
NTN	700 - 35	T	0 - 35 V	0 - 20 A	19" / 443 mm	4 HE / 177 mm	350 mm	27 kg
NTN	1400 - 35	T	0 - 35 V	0 - 40 A	19" / 443 mm	4 HE / 177 mm	550 mm	47 kg
NTN	2800 - 35	2) T	0 - 35 V	0 - 80 A	19" / 443 mm	7 HE / 310 mm	550 mm	70 kg
NTN	4200 - 35	2) T	0 - 35 V	0 - 120 A	19" / 443 mm	9 HE / 399 mm	550 mm	110 kg
NTN	7000 - 35	3) C	0 - 35 V	0 - 200 A	19" / 600 mm	20 HE / 1100 mm	600 mm	280 kg
NTN	10500 - 35	3) C	0 - 35 V	0 - 300 A	19" / 600 mm	29 HE / 1500 mm	600 mm	420 kg
NTN	14000 - 35	3) C	0 - 35 V	0 - 400 A	19" / 600 mm	38 HE / 2000 mm	800 mm	460 kg
NTN	21000 - 35	3) C	0 - 35 V	0 - 600 A	19" / 600 mm	38 HE / 2000 mm	800 mm	530 kg
NTN	28000 - 35	3) C	0 - 35 V	0 - 800 A	19" / 600 mm	38 HE / 2000 mm	800 mm	750 kg
NTN	35000 - 35	3) C	0 - 35 V	0 - 1000 A	19" / 600 mm	38 HE / 2000 mm	800 mm	950 kg
NTN	70000 - 35	3) C	0 - 35 V	0 - 2000 A	2 x 19" / 1200 mm	38 HE / 2000 mm	800 mm	1500 kg
NTN	35 - 65	T	0 - 65 V	0 - 500 mA	½19" / 222 mm	3 HE / 133 mm	350 mm	5 kg
NTN	140 - 65	T	0 - 65 V	0 - 2 A	½19" / 222 mm	3 HE / 133 mm	350 mm	8 kg
NTN	350 - 65	T	0 - 65 V	0 - 5 A	19" / 443 mm	3 HE / 133 mm	350 mm	15 kg
NTN	700 - 65	T	0 - 65 V	0 - 10 A	19" / 443 mm	4 HE / 177 mm	350 mm	24 kg
NTN	1400 - 65	T	0 - 65 V	0 - 20 A	19" / 443 mm	4 HE / 177 mm	450 mm	42 kg
NTN	2800 - 65	2) T	0 - 65 V	0 - 40 A	19" / 443 mm	5 HE / 221 mm	550 mm	55 kg
NTN	4200 - 65	2) T	0 - 65 V	0 - 60 A	19" / 443 mm	9 HE / 399 mm	550 mm	110 kg
NTN	7000 - 65	3) C	0 - 65 V	0 - 100 A	19" / 600 mm	20 HE / 1100 mm	600 mm	280 kg
NTN	10500 - 65	3) C	0 - 65 V	0 - 150 A	19" / 600 mm	29 HE / 1500 mm	600 mm	390 kg
NTN	14000 - 65	3) C	0 - 65 V	0 - 200 A	19" / 600 mm	38 HE / 2000 mm	800 mm	440 kg
NTN	21000 - 65	3) C	0 - 65 V	0 - 300 A	19" / 600 mm	38 HE / 2000 mm	800 mm	510 kg
NTN	28000 - 65	3) C	0 - 65 V	0 - 400 A	19" / 600 mm	38 HE / 2000 mm	800 mm	720 kg
NTN	35000 - 65	3) C	0 - 65 V	0 - 500 A	19" / 600 mm	38 HE / 2000 mm	800 mm	900 kg
NTN	70000 - 65	3) C	0 - 65 V	0 - 1000 A	2 x 19" / 1200 mm	38 HE / 2000 mm	800 mm	1400 kg
NTN	700 - 125	T	0 - 125 V	0 - 5 A	19" / 443 mm	4 HE / 177 mm	350 mm	24 kg
NTN	1400 - 125	T	0 - 125 V	0 - 10 A	19" / 443 mm	4 HE / 177 mm	450 mm	42 kg
NTN	2800 - 125	2) T	0 - 125 V	0 - 20 A	19" / 443 mm	5 HE / 221 mm	550 mm	55 kg
NTN	4200 - 125	2) T	0 - 125 V	0 - 30 A	19" / 443 mm	9 HE / 399 mm	550 mm	110 kg
NTN	7000 - 125	3) C	0 - 125 V	0 - 50 A	19" / 600 mm	20 HE / 1100 mm	600 mm	250 kg
NTN	10500 - 125	3) C	0 - 125 V	0 - 80 A	19" / 600 mm	29 HE / 1500 mm	600 mm	300 kg
NTN	14000 - 125	3) C	0 - 125 V	0 - 100 A	19" / 600 mm	29 HE / 1500 mm	600 mm	400 kg
NTN	21000 - 125	3) C	0 - 125 V	0 - 150 A	19" / 600 mm	38 HE / 2000 mm	800 mm	490 kg
NTN	28000 - 125	3) C	0 - 125 V	0 - 200 A	19" / 600 mm	38 HE / 2000 mm	800 mm	680 kg
NTN	35000 - 125	3) C	0 - 125 V	0 - 250 A	19" / 600 mm	38 HE / 2000 mm	800 mm	850 kg
NTN	50000 - 125	3) C	0 - 125 V	0 - 400 A	19" / 600 mm	38 HE / 2000 mm	800 mm	1200 kg
NTN	100000 - 125	3) C	0 - 125 V	0 - 800 A	2 x 19" / 1200 mm	38 HE / 2000 mm	800 mm	1700 kg

DATASHEET

LOW-VOLTAGE POWER SUPPLIES – NTN SERIES



Type	Voltage	Current	Width	Height	Depth	Weight
NTN 700 - 200 T	0 - 200 V	0 - 3 A	19" / 443 mm	4 HE / 177 mm	350 mm	24 kg
NTN 1400 - 200 T	0 - 200 V	0 - 6 A	19" / 443 mm	4 HE / 177 mm	450 mm	42 kg
NTN 2800 - 200 2) T	0 - 200 V	0 - 12 A	19" / 443 mm	5 HE / 221 mm	550 mm	55 kg
NTN 4200 - 200 2) T	0 - 200 V	0 - 20 A	19" / 443 mm	9 HE / 399 mm	550 mm	90 kg
NTN 7000 - 200 3) C	0 - 200 V	0 - 30 A	19" / 600 mm	20 HE / 1100 mm	600 mm	240 kg
NTN 10500 - 200 3) C	0 - 200 V	0 - 50 A	19" / 600 mm	29 HE / 1500 mm	600 mm	360 kg
NTN 14000 - 200 3) C	0 - 200 V	0 - 60 A	19" / 600 mm	29 HE / 1500 mm	600 mm	400 kg
NTN 21000 - 200 3) C	0 - 200 V	0 - 100 A	19" / 600 mm	38 HE / 2000 mm	800 mm	490 kg
NTN 28000 - 200 3) C	0 - 200 V	0 - 120 A	19" / 600 mm	38 HE / 2000 mm	800 mm	650 kg
NTN 35000 - 200 3) C	0 - 200 V	0 - 150 A	19" / 600 mm	38 HE / 2000 mm	800 mm	800 kg
NTN 50000 - 200 3) C	0 - 200 V	0 - 250 A	19" / 600 mm	38 HE / 2000 mm	800 mm	1200 kg
NTN 100000 - 200 3) C	0 - 200 V	0 - 500 A	2 x 19" / 1200 mm	38 HE / 2000 mm	800 mm	1600 kg
NTN 700 - 350 T	0 - 350 V	0 - 2 A	19" / 443 mm	4 HE / 177 mm	350 mm	24 kg
NTN 1400 - 350 T	0 - 350 V	0 - 4 A	19" / 443 mm	4 HE / 177 mm	450 mm	42 kg
NTN 2800 - 350 2) T	0 - 350 V	0 - 8 A	19" / 443 mm	5 HE / 221 mm	550 mm	55 kg
NTN 4200 - 350 2) T	0 - 350 V	0 - 12 A	19" / 443 mm	9 HE / 399 mm	550 mm	90 kg
NTN 7000 - 350 3) C	0 - 350 V	0 - 20 A	19" / 600 mm	20 HE / 1100 mm	600 mm	240 kg
NTN 10500 - 350 3) C	0 - 350 V	0 - 30 A	19" / 600 mm	29 HE / 1500 mm	600 mm	275 kg
NTN 14000 - 350 3) C	0 - 350 V	0 - 40 A	19" / 600 mm	29 HE / 1500 mm	600 mm	400 kg
NTN 21000 - 350 3) C	0 - 350 V	0 - 60 A	19" / 600 mm	38 HE / 2000 mm	800 mm	490 kg
NTN 28000 - 350 3) C	0 - 350 V	0 - 80 A	19" / 600 mm	38 HE / 2000 mm	800 mm	650 kg
NTN 35000 - 350 3) C	0 - 350 V	0 - 100 A	19" / 600 mm	38 HE / 2000 mm	800 mm	800 kg
NTN 70000 - 350 3) C	0 - 350 V	0 - 200 A	2 x 19" / 1200 mm	38 HE / 2000 mm	800 mm	1350 kg
NTN 100000 - 350 3) C	0 - 350 V	0 - 300 A	2 x 19" / 1200 mm	38 HE / 2000 mm	800 mm	1600 kg

- 2) Two phase mains connection
- 3) Three phase mains connection
- T Table top case (rack on request)
- C Cabinet case

All specifications are subject to change without further notice.

Please feel free to contact our sales team for any further questions:

Mail: sales@fug-elektronik.de

Phone: +49 8039 400 77 0