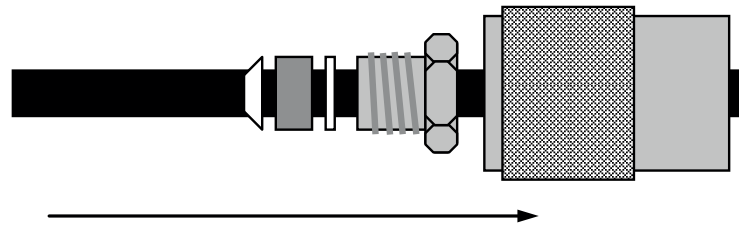


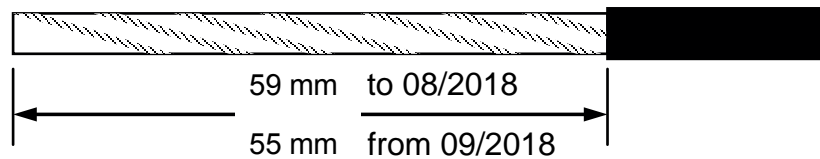
# Mounting Instruction

## Plug HS21 + Cable 130660

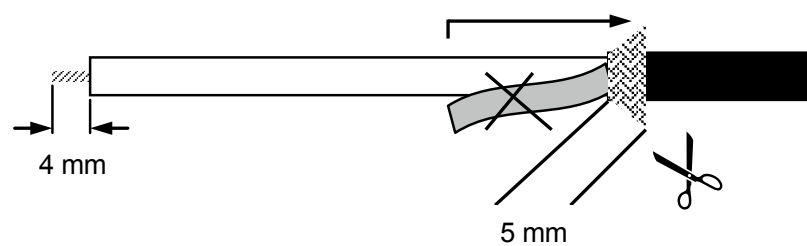
- 1** Put on the cable the sleeve nut, screws, metal washer, clamping rubber



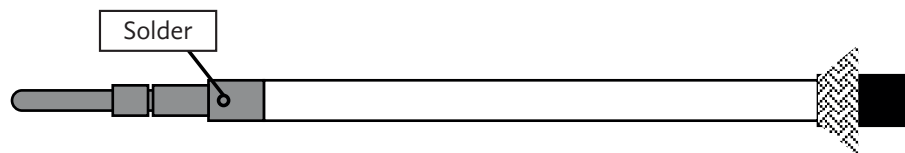
- 2** Remove the cable sheath



- 3** Push back the shield wires, shorten them to approx. 5 mm, remove the foil and strip the isolation from the center conductor



- 4** Solder the center contact



- 5** Put on the plug sleeve and fix the center contact



- 6** Push the parts together and screw them together

Pay attention to a good clamping of the screen !

