

Mounting Instruction

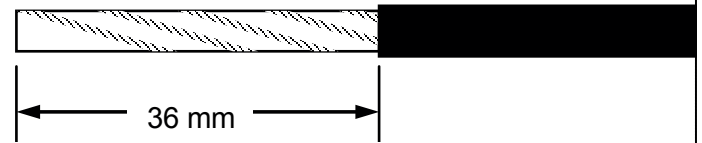
Plug F3415 + Cable 130660

FuG Elektronik GmbH
 Am Eschengrund 11
 83135 Schechen
 Germany

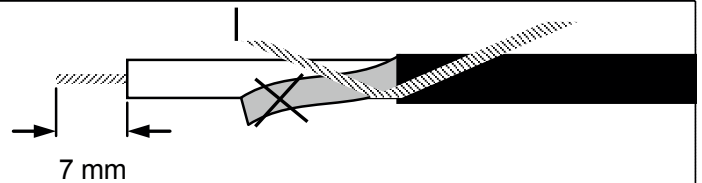
info@fug-elektronik.de
 www.fug-elektronik.de

Phone: +49 8039 40077 0
 Fax: +49 8039 40077 99

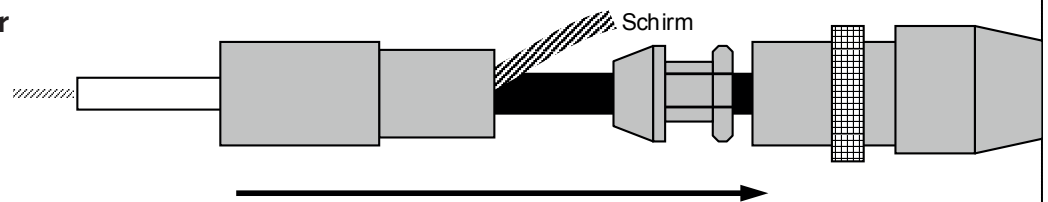
1 Remove the cable sheath



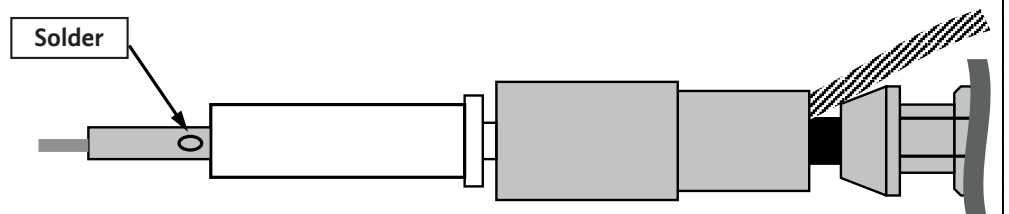
2 Push back the shield wires, remove the foil and strip the isolation from the center conductor



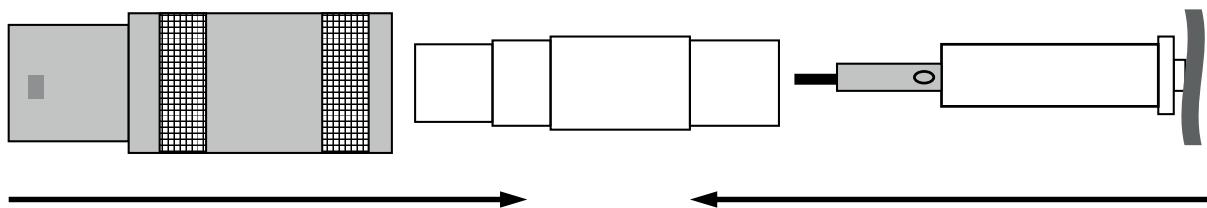
3 Put on the cable the rear part, the collet and the clamping sleeve



4 Put on the cable the rear part, the collet and the clamping sleeve



5 Push the plug case, the plastic sleeve and the other parts together



6 Cut overhanging screen wires and screw the plug components together

